

THE
Bigger
THE FR
THE MORE I KNOW
presents:

AGES
3-5

MY FAMILY, MY WORLD MI FAMILIA, MI MUNDO





Table of Content

Greetings/Saludos	1-20
Familia/La Familia	21-42
My Home/Mi Hogar	43-64
Expressions/Expresiones	65-86

hello

PREK Bilingual Workbook: Greetings

English and Spanish Vocabulary Words

Name: _____



Directions: Read the word and trace the letters.



Hello!

©Andrea Scott, Smile Big Dream Bigger LLC 2021

Nombre: _____




Instrucciones: Leer la palabra y trazar las letras.



Hola

©Andrea Scott, Smile Big Dream Bigger LLC 2021



Nombre: _____

Instrucciones: Leer la palabra y trazar las letras.



Hola

Name: _____

Directions: Read the word and trace the letters.



Good morning

Nombre: _____

Instrucciones: Leer la palabra y trazar las letras.



Buenos días

Name: _____

Directions: Read the word and trace the letters.



Good afternoon

Nombre: _____

Instrucciones: Leer la palabra y trazar las letras.



Buenas tardes

Name: _____

Directions: Read the word and trace the letters.



Good evening

Nombre: _____

Instrucciones: Leer la palabra y trazar las letras.



Buenas noches

Name: _____

Directions: Read the word and trace the letters.



Thank you

Nombre: _____



Instrucciones: Leer la palabra y trazar las letras.



Gracias

Name: _____

Directions: Read the word and trace the letters.



How are you?

Nombre: _____


Instrucciones: Leer la palabra y trazar las letras.



¿Cómo estás?

Name: _____

Directions: Read the word and trace the letters.



Welcome

Nombre: _____


Instrucciones: Leer la palabra y trazar las letras.



Bienvenidos

Name: _____


Directions: Read the word and trace the letters.



Nice to meet you

Nombre: _____


Instrucciones: Leer la palabra y trazar las letras.



Mucho gusto

Name: _____

Directions: Read the word and trace the letters.



Dear

Nombre: _____

Instrucciones: Leer la palabra y trazar las letras.







Querido

Name: _____

HELLO!

Color all of the friends that are greeting each other.




Family Members

English and Spanish Worksheets



Name: _____

Directions: Read the word and trace the letters.



Mother

Nombre: _____

Instrucciones: Leer la palabra y trazar las letras.



Madre

Name: _____

Directions: Read the word and trace the letters.



Father

Nombre: _____

Instrucciones: Leer la palabra y trazar las letras.



Padre

Name: _____

Directions: Read the word and trace the letters.



Child

Nombre: _____


Instrucciones: Leer la palabra y trazar las letras.



el niño

Name: _____


Directions: Read the word and trace the letters.



Sister

Nombre: _____

Instrucciones: Leer la palabra y trazar las letras.



Hermana

Name: _____

Directions: Read the word and trace the letters.



Brother

Nombre: _____


Instrucciones: Leer la palabra y trazar las letras.



Hermano

Name: _____


Directions: Read the word and trace the letters.



Aunt

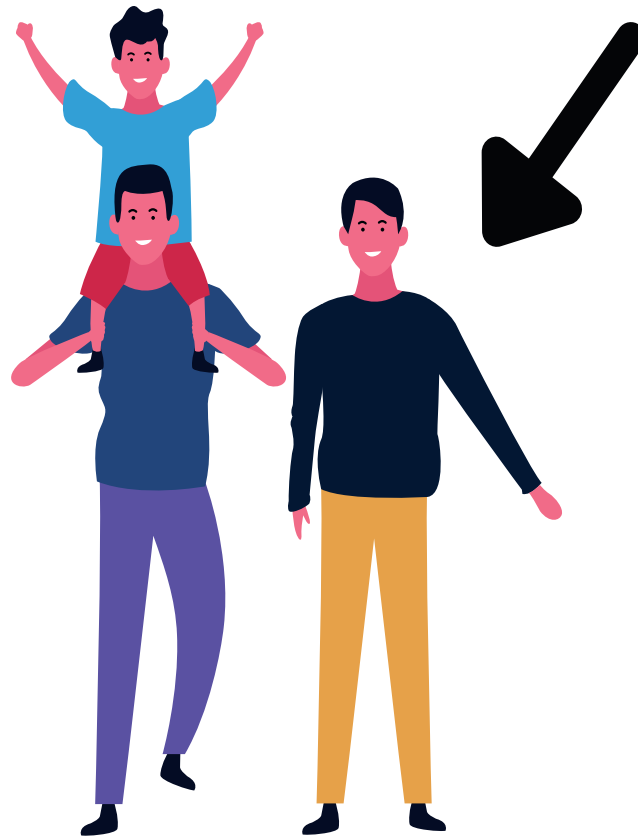
Nombre: _____

Instrucciones: Leer la palabra y trazar las letras.



Name: _____

Directions: Read the word and trace the letters.



Uncle

Nombre: _____

Instrucciones: Leer la palabra y trazar las letras.



Tio

Name: _____

Directions: Read the word and trace the letters.



Grandfather

Nombre: _____

Instrucciones: Leer la palabra y trazar las letras.



Abuelo

Name: _____

Directions: Read the word and trace the letters.



Grandmother

Nombre: _____



Instrucciones: Leer la palabra y trazar las letras.



Abuela

Name: _____



Directions: Read the word and trace the letters.



Cousin

Nombre: _____

Instrucciones: Leer la palabra y trazar las letras.



Primo

Name: _____



My Family Portrait

Directions: Draw your own family and complete the sentence.

A large rectangular frame with a dashed brown border and a solid brown inner border. A brown hanging clip is attached to the top center of the frame. Inside the inner border, the text "I love my family because..." is written in a simple black font. Below the text is a solid black horizontal line for writing.

PREK BILINGUAL WORKBOOK

MI CASA ES TU CASA

English and Spanish Vocabulary Words

Name: _____




Directions: Read the word and trace the letters.



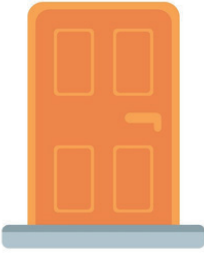
Door

©Andrea Scott, Smile Big Dream Bigger LLC 2021

Nombre: _____



Instrucciones: Leer la palabra y rastrear las letras.




La puerta

©Andrea Scott, Smile Big Dream Bigger LLC



Name: _____


Directions: Read the word and trace the letters.



door

Nombre: _____


Instrucciones: Leer la palabra y trazar las letras.



La puerta

Name: _____


Directions: Read the word and trace the letters.



Kitchen

Nombre: _____

Instrucciones: Leer la palabra y trazar las letras.



La cocina

Name: _____

Directions: Read the word and trace the letters.



Bedroom

Nombre: _____

Instrucciones: Leer la palabra y trazar las letras.



El cuarto

Name: _____

Directions: Read the word and trace the letters.



Garage

Nombre: _____

Instrucciones: Leer la palabra y trazar las letras.



El garaje

Name: _____

Directions: Read the word and trace the letters.



Living Room

Nombre: _____

Instrucciones: Leer la palabra y trazar las letras.



La sala

Name: _____

Directions: Read the word and trace the letters.



Bathroom

Nombre: _____

Instrucciones: Leer la palabra y trazar las letras.




el baño

- Please note that there is an accent mark above the letter "n". It should be spelled el baño

Name: _____


Directions: Read the word and trace the letters.



Window

Nombre: _____

Instrucciones: Leer la palabra y trazar las letras.



La ventana

Nombre: _____


Instrucciones: Leer la palabra y trazar las letras.



El armario

Name: _____


Directions: Read the word and trace the letters.



Lamp

Nombre: _____

Instrucciones: Leer la palabra y trazar las letras.



La lámpara

Name: _____

Directions: Read the word and trace the letters.



Television

Nombre: _____

Instrucciones: Leer la palabra y trazar las letras.



La televisión


Name: _____

The sounds of my home

Match the letters with the first sound of each picture.



d m k l k k






c a b d c e



g h i k p q

BILINGUAL EMOTIONAL EXPRESSIONS WORKBOOK



Name: _____

Directions: Read the word and trace the letters.



Angry

Nombre: _____

Instrucciones: Leer la palabra y trazar las letras.



Enojado

Name: _____

Directions: Read the word and trace the letters.



Happy

Nombre: _____




Instrucciones: Leer la palabra y trazar las letras.



Feliz

Name: _____

Directions: Read the word and trace the letters.




Sad

Nombre: _____



Instrucciones: Leer la palabra y



Triste

Name: _____

Directions: Read the word and trace the letters.



Scared

Nombre: _____

Instrucciones: Leer la palabra y



Asustada

Name: _____

Directions: Read the word and trace the letters.



Proud

Nombre: _____

Instrucciones: Leer la palabra y trazar las letras.



Orgullosa

Name: _____

Directions: Read the word and trace the letters.



Excited

Nombre: _____

Instrucciones: Leer la palabra y trazar las letras.



Emocionada

Name: _____

Directions: Read the word and trace the letters.



Relaxed

Nombre: _____

Instrucciones: Leer la palabra y trazar las letras.



Relajado

Name: _____

Directions: Read the word and trace the letters.



Loving

Nombre: _____

Instrucciones: Leer la palabra y trazar las letras.



Amorosa

Name: _____

Directions: Read the word and trace the letters.



Thankful

Nombre: _____



Instrucciones: Leer la palabra y trazar las letras.



Agradecido

Name: _____

Directions: Read the word and trace the letters.



Silly

Nombre: _____



Instrucciones: Leer la palabra y trazar las letras.



Gracioso

Name: _____ Date: _____

DRAW YOUR FEELINGS

Use this space to create the image of you and how you feel!

